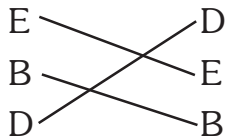



**CLASS - LKG**

**ENGLISH**



1. a) Writing of Alphabets Aa to Zz  
Capital and Small letter from  
[Junior Kindergarten]  
[Senior Kindergarten]  
[All for kids capital and small letters from 2 to 68 pages from both work Books]
- b) Dictation of Alphabets for eg. Bb, Ee, Kk, Ss etc.
- c) Match the same Sounds from  
(Page no. 14, 32, 39, 85)  
(From Junior Kindergarten Activity Book 1)



- d) Match the picture to the sounds from  
(Page no. 14, 28, 31, 33, 90 from Activity Book 1)



- e) Recognise the picture and write the correct Sound from (Page no. 27, 30, 32, 34, 68, 87, 91– Junior K.G. Activity Book 1)



- f) Which Sound letter comes after?  
from Page No. 22, 23, 32, 33, 42, 58, 59, 70, 71, 92– Senior K.G. Activity Book)
- Bb \_\_\_\_\_  
Cc \_\_\_\_\_  
Hh \_\_\_\_\_

2. a) Reading and recognition of picture and alphabets from book 'All for Kids Words' [Page No. 3 to 28]
- b) Recognition of colours, numbers, birds, fruits, vegetables, flowers, transport and body parts. (Page No. 29 to 37)
- c) Recitation of Rhymes from the book "Golden Nursery Rhymes" [A].  
(Page No. 3, 4, 5, 6, 8, 9, 11, 12 and 13)

3. a) Reading and Writing practice of Aa to Zz (Capital and Small both letters).
- b) Writing of some three letter words based on Vowels (a, e, i, o, u) from the book "Daisy English Reader (Pre Primer)". [Page No. 17, 19, 20, 23, 26, 31 and 33]
- c) Dictation of three letter words Spellings based on a, e, i, o, u from the book "Daisy English Reader Book". [Page No. 17, 20, 23, 26, 29, 33 and 31]
- d) Concept of 'a' and 'an' from book "Daisy English Reader" (Pre Primer) for eg. [Page No. 35, 36]  
a bag  
an owl etc.
- e) Concept of 'This' and 'That' from book 'Daisy English Reader' (Pre Primer) [Page No. 37]
- f) Use of 'What' as per question / answer from 'Daisy English Reader' (Pre Primer) [Page No. 42]

Q. 1 : What is this?



Ans. : This is a rat.

Q. 2 : What is this?



Ans. : This is a leg.

- g) Look at the picture and fill in the blanks to complete the words from book 'Daisy English Reader' (Pre Primer) eg. [Page No. 17, 19, 20, 22, 23, 25, 26, 28, 29 and 31]

C a t



L i p



- h) Sentence Writing

for eg. : *This is a bat.*

- 2) Topics to be asked orally.

- a) Orally topic : Look at the pictures and encircle the letter (Page No. 14) from book "Daisy English Reader".
- n) Tick (✓) correct word for each picture. (Page No. 15) from book "Daisy English Reader".
- 3) Writing of three letter words in book "Pattern Writing" (Upper Nursery Marina)
- 4) Reading Practice from book "Daisy English Reader" Pre Primer (Page No. 17 to 33)
- 5) Recitation from "Golden Nursery Rhymes" [A] [Page No. 15,16,18,19, 20, 21, 22, 25, 26]

## NUMBER WORK

- 1) Counting and Writing of number 1 to 50.
- 2) Dictation of number 1 to 50 for eg. 8, 16, 24 etc.
- 3) Spelling ONE to TEN written (1 - 10)
- 4) Write the missing number for eg.

[Page no. 22, 29, 35, 41]

from the Book "Maths Cart" 0 to 100)

(from 1 to 50)

11

31

13

33

15

35

17

37

- 5) Count the objects and write in number from the Book 'Maths Cart' 0 to 100. [Page no. 16]

for eg.  =

 =

- 6) Count the object and write the words, from the book 'Maths Cart' 0 to 100 [Page No. 16]

for eg.  = Four

 = Five

- 7) Complete the maths work book 'Maths Cart' 0 to 100 from 0 to 50 counting.

[Page No. 3 to 40]

- 8) Counting and writing of number 51 - 100.

- 9) Dictation of Numbers 51 - 100. for eg.

- 10) Spelling of Numbers Eleven to Twenty (11-20)

- 11) Write the missing numbers from the book

"Maths Cart" 0 to 100. for eg. (from 51-100)

51

81

53

83

55

85

5) Do the following Addition (+) for eg. (one digit only) from book "Maths Cart" 0 - 100

Page No. 73, 74, 78

$$\begin{array}{r} 2 \\ + 2 \\ \hline \square \end{array} \qquad \begin{array}{r} 3 \\ + 1 \\ \hline \square \end{array}$$

6) Do the following Subtraction (-) (of one digit only) from Book "Maths Cart" 0 - 100 (Page No. 75, 76, 77, 79)

$$\begin{array}{r} 4 \\ - 2 \\ \hline \square \end{array} \qquad \begin{array}{r} 5 \\ - 4 \\ \hline \square \end{array}$$

7) What come Before, After and Between numbers from the Book "Maths Cart" 0 to 100) (upto 1 to 20)

[Page No. 69, 70, 71, 72]

for eg.

$$\begin{array}{r} \square \\ 10 \\ 17 \end{array} \begin{array}{l} 6 \\ \square \\ \square \end{array} \begin{array}{l} \\ \\ 19 \end{array}$$

8) Complete the Work Book "Maths Cart" 0 - 100 from 51 - 100 counting.

[Page No. 42 to 66]

## CONVERSATION

All the pictures and questions / answers from the book "Busy Bees" Picture Book.

[Page No. 4 to 48]

## MORAL SCIENCE

Simple questions / answers :

- 1) Who made us all?
- 2) Where is God?
- 3) Why do we pray?
- 4) Prayer

God bless Mummy and Daddy too

God bless you and God bless me

God bless everyone.

- 5) Who is Creator of the world?
- 6) When should we pray?
- 7) What is prayer?
- 8) Prayer

Thank You God for the world so sweet

Thank You God for food we eat

Thank You God for the birds that sing

Thank You God for everything

## DRAWING

1) Objects : Colour the objects only, like :

a) Ice-Cream



b) Tree



c) Flower



d) Kite



2) Objects : To draw and colour like :

a) Ball



b) Sun



c) Cat



d) Balloon



3) Complete all the page of Book "Start with Art (A) Pages - 3 to 20.

4) Objects : To colour the object only.

a) Candle



b) Pencil



c) Grapes



d) Umbrella



2) Objects : To draw and Colour.

a) Tree



b) Hut



c) Fish



d) Joker



3) Complete all the pages of Book :

"Start with Art" - A, Pages - 21 to 40

## हिन्दी

लिखित : सम्बन्धित पाठ्य-पुस्तिका- आओ सीखें हिन्दी-B से

1) रिक्त स्थान की पूर्ति कीजिए।

उदाहरण- क ..... ग ..... ड

2) दिये गये चित्रों को उनके नाम से शुरू होने वाले अक्षर से मिलाएँ। (पेज नं. 48)

उदाहरण -



छ



क

3) अ से अः तक तथा क से ज्ञ तक बिना देखे सुन्दर अक्षरों में लिखें। (पेज नं. 29, 30)

4) रिक्त स्थान की पूर्ति कीजिए।

उदाहरण- अ ..... इ ..... उ

5) सम्बन्धित पाठ्य-पुस्तिका "आओ सीखें हिन्दी-B" से दिये गये चित्र जिस अक्षर से शुरू होते हैं, उस वर्ण पर गोला ○ बनाइए। (पेज नं. 31)

उदाहरण -  ब भ (म)

 (प) फ ब

6) दो, तीन तथा चार अक्षरों वाले शब्द- (पेज नं. 35, 40, 45) उदाहरण - फल कमल अदरक

7) अभ्यास कार्य- चित्रों को पहचानकर उनके नाम पूरा कीजिए। (पेज नं. 32, 33)

उदाहरण -  — र

 न —

8) अभ्यास कार्य - अक्षरों को जोड़कर शब्द बनाइए। (पेज नं. 34, 38, 39, 43, 44, 48)

उदाहरण -



फ + ल = फल



क + म + ल = कमल

### आओ सीखें हिन्दी-A

(पेज नं. 3 से 41)

#### मौखिक -

1) सम्बन्धित पाठ्य-पुस्तिका "सुनहरे बालगीत-A" से कविताएँ (पेज नं. 3, 4, 5, 7, 8, 9, 10, 11, 12, 14)

2) दिये गये अक्षरों को पहचानें।

उदाहरण - आ ए क ज ड।

#### सुलेख -

सम्बन्धित सुलेख पुस्तिका "शाश्वत लेखन कौशल" में सुलेख कार्य करवाया जायेगा। (पेज नं. 3 से 60)

#### मौखिक -

1) सम्बन्धित पाठ्य-पुस्तिका "सुनहरे बालगीत-A" से कविताएँ (पेज नं. 15, 17, 18, 19, 20, 22, 23, 24, 26)

2) सम्बन्धित पाठ्य-पुस्तिका "आओ सीखें हिन्दी-B" दो, तीन, चार अक्षर वाले शब्दों को पढ़िए -

(पेज नं. 35, 36, 37, 38, 39, 40, 42, 45, 46, 47)

उदाहरण - जल कलश थरमस।

□□□